



## Addendum to the user's manual for EACS/I-HEL/N8 EEC



### Download and Install the App

**Step 1:** Please scan the QR code, download and install the APP.

**Step 2:** Open the Google «**Play Store**» or the Apple «**AppStore**» on your smart phone and search «**SmartLife-SmartHome**», download and install the APP.

The first time the app is used, it will need activating.


1. Launch the APP «**Smart Life**» on your smart phone.



### SmartLife-SmartHome

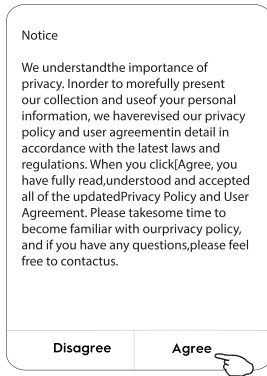
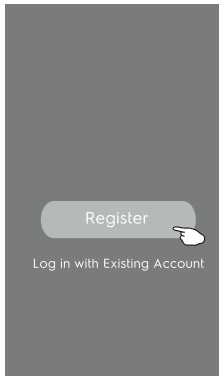
**Step 1:** Tap button «**Scan**» and scan the right Activate QR code

**Step 2:** Tap «**or Enter Activation Code**» in bottom of the screen, then enter the activate code and tap «**CONFIRM**».

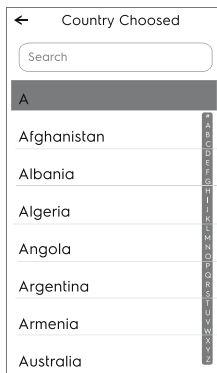



**Note!** Without the QR code or activation code, you can't activate the APP and using it, please keep them safe.

1. If you don't have an account please tap button «**Register**».
2. Read the Privacy Policy and tap «**Agree**».



3. Tap «>>» and choose the country.
4. Enter your e-mail address.
5. Tap the button «**Obtain verification code**».



Search the country or slide the screen up/down to find and choose the Country.

6. Enter the verification code you received from e-mail.
7. Set the Password with 6-20 characters including characters and numbers.
8. Tap «**Done**».

